

Welcome

Dear New Member,

Welcome to Hampton Lake! We are pleased that you have chosen to become Members of the Lowcountry's premier private freshwater lake community. In an effort to better serve you, we have enclosed a packet of materials that relate to your Membership.

The information you provide in the New Member Profile will allow us to create and coordinate events and activities that are suited especially for you. We will also be able to keep you connected through club activities, mailings and other important information.

We ask that you please complete and provide the following items and return them to us in the self-addressed envelope provided:

1. New Member Profile (If you have already filled this out, please disregard.)
2. Signed Rules and Regulations Acknowledgement form

Our staff is eager to meet you in person and looks forward to introducing you to all our exceptional amenities. In fact, our Lakeside Amenity Village was named "Best Club in America" and is located within the "Best Community in America" (awarded by the National Association of Home Builders)!

Briefly, I would like to introduce our staff:

Catherine Guscio is our Member Relations Director. She handles our new Member orientation, is responsible for Club communication to the Owners and assists with community events. Catherine is also your main contact for questions about the Club amenities and Membership details.

Brenda Mikell is an Accounting Assistant who manages Member accounts, issuing of Membership statements and billing. If you have any questions regarding your Member account, she will be glad to help you.

Rachael Malo is our Director of Events. She develops and runs our Member activity programs - because it's all about the water... and having fun in and around it! If you would like to hold a special event at Hampton Lake she is your contact.

Skip Pratt is our Tackle Box Manager. He is our retail buyer and oversees products and presentation at The Tackle Box. Skip also manages the specialty coffee service.

J.P. Sheffield is our Boathouse Coordinator. He is in charge of Hampton Lake's fishing and boating activities, as well as boat rentals through The Tackle Box and the Outpost Campground reservations.

Avern Montequé is our Maintenance Technician. He manages all service contracts and is proactive with all maintenance and repairs in Lakeside Amenity Village and common areas.

I hope you've had the opportunity to enjoy Backwater Bill's restaurant and the Tower Bar. Backwater Bill's is now open for lunch Wednesday through Sunday and dinner Friday and Saturday. Dinner Specials are also offered Friday and Saturdays in addition to the regular a la carte dinner menu.

Fitness Central continues to be a big hit with our Members and their guests. Members are enjoying the one-on-one instruction with our first-class instructors and our Spa team is keeping everyone rejuvenated and refreshed with specialty massages, facials, pedicures, manicures and pilates classes.

Our Members' website is an available resource for Club information! Visit www.myhamptonlake.com and click on "Member Login". Please see the attached document that walks you through creating your new online Member account. The site includes updates on Club events, Member activities, and your Member account statements.

Your vehicle decals will be available at the Gatehouse as soon as we receive your completed decal form including a copy of your vehicle registration(s). RFID decals are also available for entry at all three gates and are issued at The Tackle Box Tues. through Sat. 9:30am-4pm. All property Owners receive one complimentary RFID decal and additional decals are available for purchase.

We hope you enjoy Hampton Lake! As always, please let us know how we may be of service and assistance to you.

Sincerely,

Bryan Rhame
General Manager

Hampton Lake



Meet your Member Services Director!

Your Hampton Lake Director of Member Relations, Catherine Guscio, would like to meet you! She will assist you with any questions you may have. If you'd like, Catherine will give you a tour of the Amenities while introducing you to our Team.

Please visit her office in The Tackle Box at The Amenities Village, or contact her at cguscio@hamptonlakeclub.com or 843.836.7463 to schedule a time to meet.



Member Profile

Please provide the following information so that the Club may understand your needs as a Member. The more we learn about you and your individual interests, the more effective our planning will be in tailoring activities, events and entertainment to please you.

Member

Name:	Date of Birth:
Home phone:	Anniversary:
Cell Phone:	E-mail Address:
Occupation/Profession:	
Other Clubs/Affiliations:	

☐Spouse ☐Significant Other

Name:	Date of Birth:
Home phone:	E-mail Address:
Cell Phone:	
Occupation/Profession:	
Other Clubs/Affiliations:	

Children *(unmarried children up to age 23, living at home or attending school full time, will have charging privileges if noted below)*

If you do not have children, please check here: ☐

Name: _____ Date of Birth: _____

☐Male ☐Female Account Charging Privileges (only up to age 23) ☐Yes ☐No

Name: _____ Date of Birth: _____

☐Male ☐Female Account Charging Privileges (only up to age 23) ☐Yes ☐No

Name: _____ Date of Birth: _____

☐Male ☐Female Account Charging Privileges (only up to age 23) ☐Yes ☐No

Name: _____ Date of Birth: _____

☐Male ☐Female Account Charging Privileges (only up to age 23) ☐Yes ☐No

Grandchildren: _____

Hampton Lake Unit / Property Address:

Street Address OR LOT Number

Previous Residence

City: State:

Local Address: Furnish name and address of South Carolina community, development or condominium in which you now reside:

Name of Community: _____ ☐Private Home ☐Condominium

Address: _____ Phone: _____

Other Address:

Street Address City/State/Zip Phone

Business Address: Company Name: _____

Type of Business: _____ Title: _____

Address: _____ Phone: _____

Billing

The member listed below will be responsible for all account payments and will be the primary contact for any and all dues related questions. Memberships owned by a Corporation, LLC or other entity must designate a primary contact for billings related correspondence. Dues will be billed to only the account noted below.

Name: _____ E-mail Address: _____

Address: _____

City: _____ State: _____ Zip: _____

Phone: _____ Fax: _____

Please select your preferred dues billing cycle:

_____Monthly _____Quarterly _____Semi-Annually _____Annually

Please check here if you prefer your statements by email (preferred option of HLCA) _____

Member Electronic Voting

Units (e.g. each Hampton Lake address or lot) are only allowed 1 vote for elections or issues requiring a vote by the membership. A single email address is required for each Unit to conduct electronic voting. The member and email listed below is designated as the authorized person to cast votes by electronic ballot for the above Hampton Lake Unit. Memberships owned by a Corporation, LLC or other entity must designate a primary contact and email for electronic voting. Members are responsible to keep this designation up to date.

Name: _____ E-mail Address: _____

Member Communications

As part of supporting “green” initiatives, Hampton Lake conducts communications electronically as much as possible and minimizes mailing paper. Using your provided email addresses, as a matter of practice, the following communications are distributed as emails to members: Sunday Weekly Update, Single Subject Updates (as needed), Member Surveys (with a link), Meeting Notices Electronic Ballots (with link for Unit voting) and Member Statements / Billing (email preferred).

We need Your Profile Photo

For your security, all members must submit a profile photo (1) individual photo for each member (face only and no group photos please). We will upload your photo to your personal member account, which will appear at the time of any purchases and for use of the swimming pool. If you do not have a picture to share, you’re welcome to visit the Tackle Box and we’ll take one for you.

I have received, read, understand and agree to abide by the rules and regulations for the Hampton Lake Community Association, Inc. I have also read, understand and agree to the Community Charter and By-Laws for the Hampton Lake Community Association, Inc.

Member’s Signature

Date

Spouse or Significant Other’s Signature

Date

Hampton Lake Community Association Rules & Regulations Acknowledgement Form

I have read, understand and agree to follow the Hampton Lake Community Rules & Regulations.

Member's Signature

Date

Spouse Signature

Date

Please sign above after reading the Rules & Regulations and return this form to:

Hampton Lake Community Association
Post Office Box 3278
Bluffton, SC 29910



Member Website Notice!

We would like to encourage ALL Members who have not registered for the Member Website to do so. This will fully activate your account and contains helpful information about Hampton Lake Club, the Amenities and Community happenings.

It is designed to help you:

Learn about our amenities and programs

Make dining reservations

Reserve a tennis court

Access your member information and account statements

Stay up to date with what's going on in Hampton Lake

To register on the member website, you will need your membership information as we have it listed in the system:

- ♣ Go to www.myhamptonlake.com
- ♣ Select **Member Registration** (top right corner)
- ♣ You will be asked for your **Member number** (as shown on your member statement), and your **first and last name**. (**Use your full first name. The first name field may require your middle initial, add a space between your first name and middle initial. It is case sensitive, use capital and lowercase letters as shown. If you find yourself stuck here, please call Catherine at 843.836.7463.*)
- ♣ You will then be prompted to enter your information and set up a username and password.

IMPORTANT: With respect to your privacy, contact information is currently not public in the Member Directory until you make it visible. If you would like to make your information available for all Members to view, please take a moment to follow the steps below. (This is especially important for anyone participating in Community or Club events to have your contact information available to fellow Members.) Please note that any changes you make will be reviewed by a Hampton Lake Club Administrator and will take up to 2 days to be made public.

To make your contact information accessible to other Members:

- ♣ **Login** to your Member account.
- ♣ Select the **Directory** tab.
- ♣ Select **Edit My Personal Info** (right side of screen)
- ♣ You are now in the **Edit Roster** screen. You will have the option to individually “hide” or “unhide” all of your information.



Dear Homeowner,

For your convenience, Hampton Lake offers you a few different ways to pay your statement balance. You may choose one of the following methods. Regardless of which one you choose, you will have to take action to ensure that your payment is received and processed according to the new system.

Bill Pay Service

Using your own bank's bill pay service is the recommended method. If you already utilize your bank's Bill Payment Service, please do the following:

1. Check mailing address:

Hampton Lake Community Association, Inc.
c/o Hampton Lake Processing Center
P.O. Box 93873
Las Vegas, NV 89193-3873

2. Make the check payable to HLCA. In the memo section enter the following information:
7217 – 000001- (*Your Member Number*)

US Postal Service Payments

If you prefer to mail your payments:

1. Send your payment to this address:

Hampton Lake Community Association, Inc.
c/o Hampton Lake Processing Center
P.O. Box 93873
Las Vegas, NV 89193-3873

2. Please include your payment coupon at the top your statement with your check in the windowed envelope provided to ensure your payment is accurately processed to your account.
3. If you are paying for multiple properties, please send a ***separate coupon and check for each property.***

Online Payment Options

HLCA is now able to offer additional payment methods for homeowners to pay their account balances. Please visit the HLCA website at myhamptonlake.com for these payment options. Select the Statement menu and click on "Pay Now". You will be directed to the payment website. Once you have created an account, you will have the following options for payment:

eCheck/ACH Payment This payment option allows you to create a direct debit to your checking account. You can choose this method to make a one-time payment, or recurring payments. Select "One time ePayment" and follow the instructions on the screen. The screen will give you the option of making a one-time payment or making it a recurring payment. Recurring direct debit payments allow members to determine the date of the debit; AAB will send a reminder email prior to the debit. There is no fee to use this service. If you are using this service, enter 7217 for the Management Company ID and 000001 for the Association ID. Enter your member number for the Unit Account Number. (Although Hampton Lake does not use a management company, 7217 is the ID that the bank uses to identify Hampton Lake's account.)

Credit card Payments Members may use a credit card to make their payments. A service fee is charged for credit card payments.

If you have questions regarding your account, the accounting office is open Monday through Friday from 10:00am to 5:00pm. Please stop by The Fitness Center at Lakeside Village, give Brenda Mikell a call at (843) 836.7496 or e-mail her at bmikell@hamptonlakeclub.com.

Regards,

Bryan Rhame
General Manager
Hampton Lake Community Association, Inc.



Online Account Creation and Payment Quick Reference Guide

To setup an account and/or make an online payment, please have your **Management Company ID**, **Association ID** and **Property Account Number**. These can be found on the coupon, statement or directly from your property management company.

Creating a User Account

To retain payment history and schedule payments, a user account in the online payment system is required.

- 1) Select "Setup Account" under the New Users section on the account login page
- 2) Fill in all required fields including First Name, Last Name, Email, Phone #
- 3) Create a password
- 4) Select your security questions and answers
- 5) Read and accept the website Terms and Conditions and select "Setup Account"

Adding a Property

To add or delete property information and to schedule or make one-time payments from your user account.

- 1) Select "My Properties" from the home page dashboard or Menu dropdown
 - a. Properties can also be added from the Setup Scheduled Payments page by selecting "+ Add a Property" under the Select a Property section
- 2) Fill in the Management Company ID, Association ID and Property Account Number for the property
- 3) Create a nickname for the property (if desired)
- 4) Select "Add Property"

Adding a Payment Method

To add or delete payment information to schedule or make one-time payments from your user account.

- 1) Select "Payment Methods" from the home page dashboard or Menu dropdown
 - a. Payments can also be added from the Setup Scheduled Payments page by selecting "+ Add a Payment Method" under the Select a Payment Method section
- 2) Select Checking or Savings account and fill in the Name, Routing # and Account #
- 3) Select "Add Payment Method"

Setting up a Scheduled Payment

To setup recurring or scheduled payments from your account.

- 1) Select "Setup Scheduled Payments" from the home page dashboard or Menu dropdown
- 2) Select or Add the property you want to schedule a payment for
- 3) Select or Add the payment method to use
 - a. Note: Scheduled payments can only be done via eCheck
- 4) Enter the fixed payment amount
 - a. Note: Please ensure the payment amount is sufficient to keep your property account current
- 5) Select the payment frequency
 - a. Note: Payment frequency options are defined by your property management company
- 6) Select the first scheduled payment date and a scheduled end date (if desired)
 - a. Note: In most cases, payments will process within 1-2 business days of the scheduled payment date but may take up to 4 business days to be completed.
- 7) Select "Review Payment"
- 8) Confirm your payment details are correct and select "Authorize and Submit"
- 9) You can view your most recent paid and next scheduled payment on the home page dashboard
 - a. Note: You will receive email notification upon scheduling a new payment as well as a courtesy reminder 10 days prior to the date of the scheduled payment



Making a One Time Payment

To make a one-time payment from your account.

- 1) Select "Make Payment" from the home page dashboard or Menu dropdown
- 2) Select or Add the property you want to make the one-time payment for
- 3) Select or Add the payment method to use
 - a. Note: One Time payments can only be done via eCheck. To make a credit card payment please follow the Making a Debit or Credit Card Online Payment instructions below
- 4) Enter the desired payment amount
- 5) Select the desired payment date
 - a. Note: Payments must be received by 4:00pm PST to begin processing on the same day as the payment submission. In most cases, payments will process within 1-2 business days of the payment date but may take up to 4 business days to be completed.
- 6) Select "Review Payment"
- 7) Confirm your payment details are correct and select "Authorize and Submit"
- 8) You can view your most recent paid and next scheduled payment on the home page dashboard
 - a. Note: You will receive email notification upon scheduling a new payment as well as a courtesy reminder 10 days prior to the date of the scheduled payment

Making an eCheck Online Payment Without an Account

To make a one-time eCheck payment outside of your account for a property.

- 1) Select "eCheck Payment" under the One Time Payment section on the account login page
- 2) Fill in all required fields including First Name, Last Name and Email
- 3) Fill in the Management Company ID, Association ID and Property Account Number for the property
- 4) Accept the website Terms and Conditions and select "Continue to Payment Information"
- 5) Select Checking or Savings account and fill in the Name, Routing # and Account #
- 6) Enter the desired payment amount
- 7) One-time eCheck payments made outside of your account can only be scheduled for today
 - a. Note: Payments must be received by 4:00pm PST to begin processing on the same day as the payment submission. In most cases, payments will process within 1-2 business days of the payment date but may take up to 4 business days to be completed.
- 8) Select "Review and Finalize Payment"
- 9) Confirm your payment details are correct and select "Authorize and Submit"
 - a. Note: You will receive email notification upon submitting your payment

Making a Debit or Credit Card Online Payment

To make a onetime payment for a property using Visa®, MasterCard®, American Express® or Discover®.

- 1) Select "Debit/Credit Card Payment" under the One Time Payment section on the account login page.
- 2) Confirm notification of third-party processing and associated fees by selecting "Proceed"
- 3) Fill in the Management Company ID, Association ID, Property Account Number and Email to search for the property
- 4) If multiple properties are displayed, select the property to make a payment for
- 5) Fill in required fields including First Name, Last Name, Email and Mobile Phone
- 6) Create a 4-digit pin number and select "Continue"
- 7) Enter Payment Amount and select "+ Add a Payment Method"
- 8) Fill in required fields including Cardholder Name, Card Number, Expiration Date and Zip Code
- 9) Select "Save Payment Method"
- 10) Enter CVV and select "Next – Review Payment"
- 11) Confirm payment total including the associated fees and select "Confirm"
 - a. Note: You will receive email notification upon submitting your payment

For technical assistance with online payments, please contact Alliance Association Bank at (844) 739-2331.



Dear Member,

We hope you have had the chance to experience Hampton Lake, its crystal water and the award-winning Lakeside Amenity Village. Now is an ideal time to take advantage of all of the wonderful amenities and programs that are available to you.

At the time you close on your property or activate your membership prior to closing by signing an Annual Amenity Access License Agreement, you are issued a "Member" account. This account is for your convenience when making purchases or paying for services at the Hampton Lake Lakeside Amenity Village.

Charges made to your account for goods and services are billed on a monthly basis. Your dues are also billed on this statement according to the billing option that you have chosen. These options are monthly, bi-monthly, quarterly, semi-annually and annually. All payments are due by the end of the month that you receive your statement (statement dated 2/28/XX is due by 3/31/XX).

In an effort to keep Hampton Lake Community in a healthy financial situation, we have established guidelines to encourage our Members to keep their accounts current. We will review extenuating circumstances on a case by case basis. The collection procedures are as follows:

30 days past due	Reminder message printed on the statement
60 days past due	Message printed on the statement Letter mailed stating implications of further delay in payment 1.5% charged on past due balance
90 days past due	Message printed on the statement Letter mailed stating implications, Certified/Return Receipt Privileges suspended 1.5% charged on past due balance
120 days past due	Message printed on the statement 1.5% charged on past due balance Attorney contacted to begin property lien process (at the Member's expense)

If you have questions regarding your account, the accounting office is open Monday through Friday from 10:00am to 5:00pm. Please stop by The Fitness Center at Lakeside Village, give Brenda Mikell a call at (843) 836.7496 or e-mail her at bmikell@hamptonlakeclub.com.

Best Regards,

Brenda Matthews
Club Controller
Hampton Lake Community Association



Lakeside Amenities ~ Hours of Operation & Contacts

Spa & Fitness Central ~ 843.836.7470

6:00AM- 7:00PM: Monday through Friday

8:00AM-4:00PM: Saturday

11:00AM-3:00PM: Sunday

Locker Room hours are the same as above.

Key Card Access: 5:00AM to 9:00PM Daily

Pools, Beaches, Crystal Lake

Pool Summer Season: 7:00AM to Dusk

Pool Fall/Winter Season: 8:00AM to Dusk

Beach Year Round: 7:00AM to Dusk

Backwater Bill's is Temporarily Closed

Doc's Boathouse (The Tackle Box) ~ 843.836.7458

Monday: Closed

Tuesday –Saturday: **9:00AM-5:00PM**

Sunday: **11:00AM-5:00PM**

Coffee Service: Tues-Sat **9:00AM-11:30AM** (gourmet coffee, tea and snacks)

Parkside Amenities ~ 843.836.7444 ~ Reservations are not required. 161 Flatwater Drive.

Beer Garden:

Monday & Tuesday: 12PM - 7PM

*Seating is only available outside these days at the Beer Garden.

Parkside Pool open 7am to Dusk.

Designated Lap Swim Times are as follows:

Monday - Friday: 7AM - 10AM

Saturday & Sunday: 7AM - 9AM

Beer Garden & Barn Grille:


Wednesday, Thursday & Sunday: 12PM - 7PM

Friday & Saturday: 12PM - 8PM

*Indoor seating is available Wednesday through Sunday at the Barn at Crystal Lake.

Important Numbers

Bryan Rhame, <i>General Manager</i>	836-7460	Catherine Guscio, <i>Member Relations Director</i>	836-7463
Robin O'Neil, <i>Assistant General Manager</i>	836-7476	Rachael Malo, <i>Director of Events</i>	836-7457
Brenda Matthews, <i>Club Controller</i>	836-7454	Andrew Hodgins, <i>Parkside F&B Manager</i>	836-7471
Nicole Evans <i>Accounting Assistant</i>	836-7455	Mark Horton, <i>Food & Beverage Manager</i>	836-7475
Brenda Mikell, <i>Member Billing</i>	836-7496	Gail Garbett, <i>Architectural Review Board Director</i>	836-7495
Skip Pratt, <i>Tackle Box Manager</i>	836-7462	Victoria Jackson, <i>ARB Assistant</i>	836-7497
J.P. Sheffield, <i>Boathouse Coordinator</i>	836-7458	Georges Allard, <i>ARB Compliance Assistant</i>	836-7497
Avern Montequ, <i>Maintenance Engineer</i>	836-7458	Kent Analla, <i>Chief of Security</i>	836-7490
Kevin Felton, <i>Spa & Fitness Director</i>	836-7472	Katrina Polite, <i>Assistant Chief of Security</i>	836-7490
Jessica Holder, <i>Fitness Manager</i>	836-7470	Gatehouse	(843) 836-7490
Kerri Connolly, <i>Spa Manager</i>	836-7470	Emergency Gatehouse Phone (803) 720-4550 & (843)	
Jonathon Watkins, <i>Tennis & Pickleball Pro</i>	(843) 263-1118	505-5874	
		Gatehouse Email: gatehouse@hamptonlakeclub.com	

<div style="border: 1px solid black; width: 100px; height: 100px; margin: 10px;"></div>	LAST NAME			FIRST NAME & INITIAL			DATE	
			PROPERTY ADDRESS					
	MAKE	MODEL	YEAR	COLOR(S)	TAG NO.	STATE	EXPIRES	
AUTO								
AUTO								
AUTO								
AUTO								
AUTO								
MOTORCYCLE								
MOPED								
INCLUDE A COPY OF CURRENT VEHICLE REGISTRATION(S) WITH THIS FORM							APPLICANT'S SIGNATURE	
								

RFID REGISTRATION FORM

PLEASE FILL OUT A SEPARATE FORM FOR EACH VEHICLE

NAME: _____

ADDRESS: _____

VEHICLE MAKE/MODEL/YEAR/COLOR: _____/_____/_____/_____

WINDOW DECAL NUMBER: _____ MEMBER NUMBER: _____

***Windshield tags are issued to the Owner's account at no charge for the first one and \$18 for each additional**

***Headlight tags are issued to the Owner's account at \$10 for the first one and \$28 for each additional**

SIGNATURE (To be signed when decal issued): _____

STAFF USE

RFID NA1300 NUMBER: _____ RFID NA1500 NUMBER: _____

DATE: _____

ISSUED BY: _____

ENTERED INTO JONAS: _____ CHARGED: _____ COMP: _____



Welcome home! Your membership includes use of our state-of-the-art fitness facility. We offer fitness classes, personal training, pilates and a full service spa. We look forward to getting to know you and helping you attain your wellness and fitness goals. Personal Fitness Training and Spa Treatment flyers are also included in the packet.

Fitness Center membership benefits and information:

1. The Fitness Center staff encourages you to have an orientation, simply sign up for one at the front desk. There is a sign-in book that all members and guests sign upon arrival. If you would like a locker at the time of check-in, the Fitness Center staff will issue you a key. Keys are to be returned upon departure.
2. Keycards may be purchased at the Fitness Center front desk for \$20. This is a swipe card that gives you access to the Fitness Center from 5:30 a.m. to 9:00 p.m. 7 days a week. The card will be active as long as you are a member. If you misplace the card and need a new one, there is a full replacement fee of \$20. During non-staffed hours, the locker rooms are not available. Restrooms and water is available at all times.
3. Members receive a Complimentary One-Hour Fitness Evaluation. As a new Member of the Hampton Lake Community, you and your spouse are entitled to an in-depth fitness evaluation with one of our certified personal trainers. Please call the Fitness Center to set up your appointment, (843) 836-7470.
4. All Members receive 10 complimentary guest passes annually every January. The guest passes may be used for family and friends. Contact the Fitness Center via email, thespa@hamptonlakeclub.com or (843)-836-7470 to notify them when you have guests or family visiting and you would like them to use your complimentary guest passes. The passes do not carry over if you have any remaining at the end of the year. Once the passes run out for the year, the cost per visit for guests is \$10 per daily visit and \$35 a week. Family packages are available for longer term visits. Our staff can provide this information for you.
5. We offer a variety of fitness classes. Single classes are \$12. Packages are also available which offer more classes at a reduced rate. Occasionally, there are complimentary classes and demonstrations. Classes must be signed up for in advance as much as a month ahead, once the schedule is posted. Classes must have a minimum of 2 participants in order to be held. If the class sign-up sheet is full, you can be added to a waitlist. We will contact you if the space becomes available. The class calendar is included in the Weekly Update and printed copies are available at the Fitness Center.
6. Children between the ages of 16 to 18 may use the Fitness Center with parental consent provided to the Fitness staff and the Hampton Lake General Manager. Children under 16, with parental supervision, will be permitted to participate in age-specific programs hosted by the Fitness Center staff. Otherwise, children under 16 are not permitted to use the Fitness Center.

*Additional information about the Fitness Center and Spa may be found in the Hampton Lake Rules and Regulations sections 4.2 and 4.3.

Skin Care Services

Esthetics has been proven to aid in younger looking skin, maintain and improve skin tone, and induce relaxation. Our knowledgeable Estheticians at Hampton Lake are caring and nurturing while focused on restoring your skin's natural glow and beauty.

European Facial

60 min: \$75

Our signature European facial is a relaxing, thorough treatment for the face and neck. Both soothing and uncomplicated; it will leave your skin feeling balanced and supple.

Deep Cleansing Facial

60 min: \$85

Our deep cleansing facial is ideal for giving your skin a glowing, youthful appearance. Based upon the analysis of your skin, the Esthetician will perform a personalized facial designed to cleanse deep within and extract the pores.

Dermal Flash

60 min: \$90

This rejuvenating treatment dials up the heat to deliver renewed skin smoothness and vibrancy to dull, aging, and sun-damaged skin. Increases plumpness and elasticity. Can be done monthly as regular anti-aging maintenance program.

Back Facial

60 min: \$75

Back facials can be beneficial in cleansing those tough-to-reach spots, targeting a variety of skin care needs such as clogged pores, acne, and dehydrated skin. This treatment mimics many of the traditional techniques used while performing treatments for the

Add-Ons for Skin Care

Specialized Skin Care

\$50, Adds 30 min to treatment

Consult with the knowledgeable Estheticians at Hampton Lake and receive a targeted treatment for any condition, including: acne, redness, or discoloration.

Nail Services

Nail and cuticle care has been proven to induce relaxation, stimulate healthy skin and help alleviate aches and pains. Nourish your hands and feet with these soothing treatments.

Signature Manicure

30 min: \$30

Gel Manicure

45 min: \$35

Signature Pedicure

60 min: \$40

Manicure and Pedicure Combination

90 min: \$65

The healing properties of lemon and the sweet exfoliating properties of sugar are combined in our Signature Manicure and Pedicure. Both treatments will leave your nails beautiful and your skin rejuvenated and happy!

Hot Stone Pedicure

60 min: \$55

Incorporating the soothing warmth of our heated river stones. This pedicure aims to put you in a state of deep relaxation.

Add-Ons for Nail Services

French Manicure/French Pedicure

\$5 each

Leg/Hand Massage

\$1 per min

Lavender Paraffin Hand Wrap

\$15

Lavender Paraffin Foot Wrap

\$15

Waxing

Lip and Brow Wax

30 min: \$30

Back Wax

45 min: \$45

Full Leg Wax

60 min: \$55

* Areas being waxed cannot have had recent exposure to chemical peels, massage therapy the day of, tanning, radiation, or chemotherapy. Not suitable for those on certain medications such as Retinoids or Accutane, or for people with diabetes or particular skin conditions.



Menu of Services

843.836.7470

thespa@hamptonlakeclub.com

Massage

Massage has long been known as a therapeutic treatment. Let us help aid in alleviating stress, relieving pain, and allowing your body to boost it's natural healing ability.

Swedish Massage

60 min: \$75 90 min: \$105

Our signature Swedish Massage will leave you feeling relaxed and refreshed. Soothing strokes help to reduce stress and anxiety, a wonderful way to calm body, mind, and spirit.

Deep Tissue Massage

60 min: \$90 90 min: \$125

Hampton Lake's Deep tissue massage incorporates deep precise strokes to work deeper into muscle and connective tissues, allowing for the release of muscle tension, adhesions, and increasing circulation. This massage is deeply relaxing as well as beneficial for healthy muscle function.

Therapeutic Massage

60 min: \$90 90 min: \$125

A massage tailored just for you. Therapeutic massage focuses on one or more areas of pain, tension, or discomfort. Each therapist uses their unique therapeutic skills to facilitate personal healing. Great for those training in the gym or for a specific sport, sports related injuries, general back, neck, or body pain.

Pre-Natal Massage

60 min: \$80 90 min: \$110


Let our certified therapists help you achieve a profound state of calm with this nurturing and soothing massage. Choose to focus on specific areas like low back and hip pain, or just relax and receive.

*Must be past 1st Trimester

Reflexology Massage

30 min: \$40 60 min: \$75

Reflexology is a natural healing art in which pressure is applied, mostly, to the hands, ears, and feet. These referral zones correspond to specific areas of the body. This rejuvenating massage is meant to relieve and remove blockages in the qi, our life force energy.



Hot Stone Massage

60 min: \$95 90 min: \$130

This massage uses the heat of river stones to gently melt away muscle tension. This warm and nurturing massage allows for deep relaxation and the sensation of tension melting away.

* Not recommended if diagnosed with diabetes or high blood pressure.

Back and Neck Massage

30 min: \$40

A massage that only focuses on back and neck areas. Choose from Swedish massage techniques or incorporate therapeutic modalities.

Cold Stone Massage

60 min: \$95 90 min: \$130

A cold stone aromatherapy massage treatment helps with the reduction of tension with a simultaneous feeling of invigoration.

Skin Glow and Tan

60 min: \$80

This body treatment combines a body polish exfoliation and a application of professional color development. It's fast drying and fast-absorbing formula is transfer-resistant. Suitable for all skin types with a pleasant tropical scent.

Leave on Body Mask and Massage

60 min: \$90 90 min: \$125

Incorporating massage and the skin rejuvenating properties of a leave on body mask, this luxurious treatment will soothe and renew.

Add-Ons for Massage & Body Treatments

Aromatherapy

\$10 add-on for any treatment

Aromatherapy is the practice of using plant oils, known as essential oils, for emotional health and well being. It has long been used in the therapeutic healing arts. Each of our aromatherapy blends are meant to induce different effects for the body and soul. The use of essential oils enhances any body treatment, and facilitates the body's natural ability to balance, regulate, heal and maintain. Treat yourself to the added benefit of aromatherapy today!

*Some oils not for use with Pre-Natal Massage.

Aromatherapy Hot Compress

\$15 add-on for any treatment

This relaxing therapy combines heat and essential oils to create a soothing, healing effect within the body. Use on a targeted area or simply relax and receive the benefits of aromatherapy. Wonderful treatment for old injuries, joint stiffness, muscle tension, chronic back pain and tendonitis, increasing your energy, and improving circulation.

Aromatherapy Cold Compress

\$15 add on for any treatment

A Cold Compress infused with essential oils is wonderful on a hot summer day. It is also the perfect treatment for recent injuries, sprains, bruising, reducing pain, as well as alleviating stress and tiredness.



Post-Physical Therapy Program

If you are currently recovering from an injury and have already completed your physical therapy, you might be left wondering what the next step is.

After a serious or reoccurring injury, an effective fitness program will help maintain any progress in mobility, strength, and stability that was gained during physical therapy.

Post-physical therapy exercise can seem overwhelming or even impossible if you are still experiencing pain or fatigue, but continuing to strengthen your body will ensure that you continue to make progress on your road to complete recovery.

This 5 week program with a certified personal trainer will help you reach those goals.

**Call or Email us to schedule an
appointment TODAY!**

843-836-7470

kfelton@hamptonlakeclub.com



Strengthen



Tone



Stretch

Hampton Lake

Fitness Central



Welcome to our fully equipped
fitness center at Hampton Lake.

We promote a healthy, active
lifestyle by offering programs
that emphasize education and
safety. Join us to start your
journey towards a better,
restored you!

**204 Hampton Lake
Crossing
Bluffton, SC 29910**

Fitness Menu of Services

~Individual Training~

Single Session - 1 hour.....	\$65
5 pack - 1 hour.....	\$315
10 pack - 1 hour.....	\$550
20 pack - 1 hour.....	\$1000

Single Session - 45min.....	\$55
5 pack - 45 min.....	\$250
10 pack - 45min.....	\$450
20 pack - 45min.....	\$800

Single Session - 30min.....	\$40
5 pack - 30 min.....	\$175
10 pack - 30min.....	\$350
20 pack - 30min.....	\$600

*Group training (groups of 2/3/4) also available. See front desk for details

~Fitness 101~

If you are looking to start an exercise program that is designed specifically for YOU, then Fitness 101 has you covered.

This beginner's guide to starting a training routine will teach you the basics of exercise. You will meet one-on-one with a certified personal trainer for 6 weeks, using a safe and effective training program that will put you on the right track to reaching your fitness goals.

12 (30 min) Sessions.....	\$375
---------------------------	-------

Fitness Menu of Services

~Stretch Therapy~

Stretch Therapy is a comprehensive system that includes stretching, fascial remodeling, strengthening, and relaxation. We use a number of techniques to improve the Range of Motion of the body, fascia and, muscles. Inactive muscles are made active; knees, shoulders, and elbows are stabilized; posture and alignment are made more efficient. Stretch Therapy elements enable anyone to improve flexibility, perform ordinary and extraordinary tasks with greater ease and better performance.

30 min	\$35
60 min.....	\$60

~Pilates~

This famous mental and physical conditioning system uses Stott's equipment that is designed specifically to strengthen and stretch the whole physique. It builds core strength, increases flexibility, improves posture, coordination, and promotes a healthy, focused mind.

Single Session - 1 hour	\$65
5 pack - 1 hour.....	\$315
10 pack - 1 hour.....	\$600

Fitness Menu of Services

Pilates continued:

~Group Training~

Duet Session - 1 hour.....	\$80
Duet 10 pack - 1 hour.....	\$750

~Fitness Classes~

We offer a wide variety of exercise classes that fit the needs and abilities of all! Our certified group class instructors will lead you through the one hour workout ensuring that you are performing exercises safely and with proper form. Pick up a schedule at our front desk or sign up for classes before they get filled!

Single Class.....	\$12
8 Classes.....	\$80

(No expiration)

36 Classes.....	\$250
-----------------	-------

(No expiration)

Staffed Hours:

M/W/F: 8:30 am - 7:00 pm

Tue/Thu/Sat: 8:30 am - 5:00 pm

Sun: 11:00 am - 3:00 pm



DOC'S BOATHOUSE ~ SCHEDULE OF FEES

For reservations, please call The Tackle Box at 843-836-7458.

Boat Rentals	Member/Owner	Sponsored Guest
16' Duffy Boat (3-hr limit)	\$20/hr	\$30/hr
14' Carolina Skiff (fishing)	\$12.50/hr	\$20/hr
18' SunCatcher Pontoon (fish & cruise)	\$25/hr	\$40/hr
Kayaks	no charge	no charge
Fishing Pole	\$5/day	\$10/day

*Guided Duffy Boat Cruise: regular hourly boat rental fee plus \$35/hour for the Captain

*Guided Boating Instruction: private boating instruction & lake guidance on your boat, \$35/hour

*Guided Fishing Charter:

\$80/two hrs/1-2 ppl ----- \$95/two hrs/3-4 ppl ----- \$25 each additional hour

**Members who use a boat owned by Hampton Lake Community Association must first sign, or have on file, a waiver of liability. Guests must sign a waiver for each use period.*

The Outpost Campground & Beach Firepit	Member	Sponsored Guest
Daily Public Use of The Outpost	no charge- upon approval	no charge- upon approval
Reserve The Outpost	\$50/event per day	\$100/event per day
Outpost Fire Pit (must rent entire site)	\$50	
One Night Camping	\$50	\$100
- (Includes 1 tent)		
Additional Tents	\$15 each	\$15 each
Beach Fire Pit	\$25	
Bridgeside Park Fire Pit	\$50	

** Both reservations and use of The Outpost is on a first come, first serve basis.*

Other Amenity Fees for Events:

Lakehouse	Members	Sponsored Guest	Non Member
Lakeview Room	\$200	\$500	\$1,000
Screened-in Porch	\$100	\$300	\$500
Entire Lakehouse	\$300	\$800	\$1,500
Backwater Bill's	\$350	\$500	\$750
Fish Tales	\$50	\$75	\$150
Pool Area	\$50		
Crystal Lake	\$50		
Bridgeside Park	\$50		

** Sponsored guests can be unaccompanied by Members.*

** Backwater Bill's rental fees are the rates during non-operating hours.*

** All fees shown do not include applicable SC Sales Tax which will be included in the final bill.*

Let's Go Camping at The Outpost! Hampton Lake Style



Did you know you have a beautiful campground exclusive to you and your sponsored guests right here at the Lake? Experience camping *Hampton Lake style* with your family and friends! Also, ask about reserving the Outpost during the day for a cook-out, birthday party, reunion, etc. Take full advantage of the lifestyle!

The Outpost Includes:

large stone fire pit with a generous supply of fire wood ~ tiki torches
a dock for fishing or parking your boats and kayaks ~ heated restrooms with showers
built-in gas grill ~ cooking sink ~ ceiling fans ~ picnic tables
*We even provide and pitch the tents for you.




Call The Tackle Box at 843.836.7458 to reserve the Outpost campground or email
Boathouse Coordinator, J.P. Sheffield at jsheffield@hamptonlakesc.com.



Boating Policy

In an effort to protect her sensitive banks and wetlands, **Hampton Lake is a “no-wake” lake.** Please read and understand the community boating rules below, and note that we are unable to make any exceptions.

- ◆ Your boat must be approved and properly registered through Hampton Lake Community Association before lake use. Contact J. P. Sheffield to register, jsheffield@hamptonlakeclub.com.
- ◆ Watercraft must not exceed 22 feet in length; maximum rated horsepower allowed is 25hp.
- ◆ For motorized watercraft 17 feet in length or less, the maximum rated horsepower allowed is 15hp.
- ◆ For motorized watercraft 15 feet in length or less, the maximum rated horsepower allowed is 10hp.
- ◆ All engines must have a four-stroke cycle.
- ◆ Electric trolling motors are allowed, either bow-mounted or transom-mounted, with no limitation on rated pounds of thrust.
- ◆ All motorized boats must observe the lake-wide no significant wake regulation at all times. **Significant wake is defined as a wake with “white water” immediate to the vessel, in waves created by the hull moving thru the water.**
- ◆ No sport crafts are permitted in the lake (i.e. jet-skis, paddle boards, etc.).
- ◆ The Dry-Dock storage rental: \$690-\$815/annually, Contact J.P., jsheffield@hamptonlakeclub.com
- ◆ You are welcome to dock your boat during daylight hours at the uncovered slips (in front of The Lakehouse & Backwater Bill’s) while you are enjoying the amenities. If there are any “private” events scheduled in the Lakeview Room, you will not be permitted to park your boat in this area during the event. At the Boathouse, the covered slips and long dock beside the kayaks are reserved for Hampton Lake rental boats.
- ◆ Rental Boats are available: Contact The Tackle Box for reservations at 843.836.7458.
 - a. Carolina Fishing Skiff (2-man)
 - b. Sun Tracker, gas fishing boat
 - c. Duffy boat, for cruising
 - d. Kayaks are free to use upon reservations. Any Member may use the kayaks after hours with their own paddle, however, the kayaks must be returned before The Tackle Box opens OR call in advance to make sure they are not reserved for other Members.



Fish Harvesting Guidelines

Our 200 acre lake is well stocked and great for fishing... from little ones holding their first pole, to the experienced angler! Below are the limitations per person, per day:

Large-Mouth Tiger Bass
Pan Fish (bream)
Black Crappy
Cat Fish
Turtles

Keep any amount under 15 inches and keep 2 over 15 inches inches. Limit of 10 per day, any size.
2 per person per day over 8 inches.
No limitations. Keep any amount and any size.
No limitations. Keep any amount and any size.



Dear New Resident:

On behalf of Hampton Lake Gatehouse team, we welcome you to Hampton Lake! We are a gated community with a Gatehouse Staff on hand 24 hours a day / 7 days a week which monitor and manage entry into the community. As Hampton Lake Security Supervisor, my staff and I will be glad to assist you with guest passes, your Hampton Lake car decals and any questions you may have.

The Gatehouse phone number is (843) 836-7490 and the fax number is (843) 836-7491. The email address is gatehouse@hamptonlakeclub.com. If you are unable to reach the Gatehouse by the main phone number or in the event the lines are down, the following alternative cell phone numbers may be used to contact a Security officer to assist you and/or leave a message then he or she will follow up with you: (843) 505-5874 and (803) 720-4550.

In an emergency, such as calling for an ambulance or to report a fire, **call 911**. Do not call the Gatehouse for emergencies.

If you observe something that is not in keeping with our community rules, the sooner you contact us, the sooner we can address it. It is helpful to submit a violation form as well to Gail Garbett, our ARB Director via email at ggarbett@hamptonlakeclub.com. The online form is available on the member website, www.myhamptonlake.com in the Security Tab under Security Documents and Forms list.

The following is some helpful general information regarding car passes and access to your property or home.

1. **Owner Vehicle Decals:** There is no fee for these decals. It is not necessary for the vehicle to be registered in SC if you are the main active owner or renter on the lease. The registration needs to be current in the state in which it is registered. Decals may also be issued to persons residing in the community with SC registration and SC Driver's License with a Hampton Lake street address. To obtain your front gate decal, you will need to provide the following to the Gatehouse Staff:
 - a. The Hampton Lake Vehicle Decal Form (available at the Gatehouse, provided in New Member Packets & the Member Website, www.myhamptonlake.com)
 - b. A copy of your current vehicle registration

**Residential decals are renewed annually every January. The Tackle Box staff issues the decals during this time to alleviate the gate traffic. The Gatehouse renews contractor decals during this time.*

2. **RFID Car Decals:** RFID decals are electronic decals that **activate gate electronics for entry** at all three gates. Once you have obtained the front windshield gate decal, you may obtain an RFID decal at The Tackle Box. The hours to obtain car decals are Tuesday through Saturday from

10am to 4pm. Please call the Tackle Box with any questions, (843) 836-7458.

There are two types of RFID car decals, one that affixes to the inside of the windshield and one that is placed on the headlight. There is a discount per property for the first decal. The first windshield style decal is free of charge. If the headlight decal is needed or preferred, the first one is \$10. Additional decals are \$18 or \$28 respectively. **You must have a front gate decal in order to obtain the RFID decal.** The RFID decal system is connected to your member account information particularly your phone number, email address and street address. Make sure to keep your information updated on the member website or notify our Accounting office.

3. **Gate Entry Hours:**

- **18 Flat Creek Drive Gate:** Flat Creek Drive gate (new gate) is staffed 24 hours a day/ 7 days a week. There is a second right hand entry lane at this gate for member access only in which the RFID decal activates the automatic arm in this lane.
- **20 Hampton Lake Drive Gate:** Hampton Lake Drive gate (original gate) is staffed Monday through Saturday from 7am to 7pm. Before or after this time, the RFID decal is needed for entry. Guests therefore will need to enter via the Flat Creek Drive Gate during the hours the gate is not manned, 7pm to 7am. An RFID decal is not needed to exit this gate after hours.
- **Old Miller Road Gate (also referred to as South or Back Gate) on Hampton Lake Lane:** When entering the community from the Hampton Lake Drive gate, this gate is the first left past the Dog Park. This gate leads to Old Miller Road then to Highway 46. This gate is all electronic. The RFID decal is needed for entry into the community from Old Miller Road. The gate will automatically open for all cars to exit the community, an RFID is not needed to exit.

4. **Guest Car Passes:** Passes should be created by utilizing the ABDi Gate Access System. The system allows you to arrange for passes and manage your guest list. More about the ABDi software is included next (#5). You may also email or call the gatehouse directly to arrange for passes in addition to using this software. When arranging for a pass, you will need to provide your last name and street address and the name of your guest and the dates in which the pass will be needed. Passes can be arranged for a maximum of 30 days. The pass will be ready for pick up upon arrival at one of our staffed gates, Hampton Lake Drive or Flat Creek Drive.
5. **ABDi GateAccess Website and Smartphone App:** The Gate Access app allows you to control your guest list from any online computer or your smartphone in real time. For iPhones/iPads, visit the App Store and search for "ABDi GateAccess". For Android devices, visit the Google Play Store and search for "ABDi GateAccess". A User Name and Password (PIN) to log on will be provided to you once your membership account is activated. Catherine Guscio, Member Director will provide this information for you.

More details and step by step guide to the ABDi GateAccess system are included in this packet.

6. **Deliveries, Movers Car Passes:** Call or email the gatehouse (provide your last name, street address) with dates and estimated times of deliveries and they will generate passes as needed. Guidelines for parking and timing of moving companies will also be explained.
7. **Utility Companies:** (i.e. Gas, Palmetto Electric, Hargray/Cable, Direct TV) and Emergency vehicles have commercial decals therefore you do not need to email/call in passes for them.
8. **Deliveries or Warranty or Emergency Repairs:** (i.e. plumbing, HVAC and appliances), passes will need to be issued, but no fee.
9. **Service Providers Passes:** Service providers such as contractors and landscapers will need a Hampton Lake Commercial Decal to enter or pay the daily fee. Annual Commercial Decal pricing: 4 wheels \$170 a year/\$10 a day, 6 wheels \$270/\$25 a day, 8 wheels \$370/\$35 a day. IN July the **annual** decal rates are reduced by 50% through the end of December.
10. **Domestic help:** Housekeepers, House & Pet Sitters may obtain a Domestic Pass Annually for \$65. In July, this rate is reduced by 50% to \$32.50. The daily pass rate is \$10.
11. **Leave of Absence Form:** When leaving your home for an extended period of time, there is a form you may submit to us, or you can note your leave on the ABDi GateAccess App/Website. Keeping us informed of your departure will alert the guard to periodically drive by and check on your home for any unusual activity.

We look forward to assisting you, your family and your guests. If you have any questions, please do not hesitate to contact us, we will be glad to assist you.

Sincerely,

Kent Analla, Chief of Security

Katrina Polite, Assistant Chief of Security

The Gatehouse Team



January 6, 2021

Dear Owner,

The Hampton Lake Community Association is pleased to announce the launch of the ABDi Gate Access website and smartphone app starting on **Friday, January 8, 2021**.

The Gate Access app will allow you to control your guest list from any online computer or your smartphone in real time. For iPhones/iPads, visit the App Store and search for "ABDi GateAccess". For Android devices, visit the Google Play Store and search for "ABDi GateAccess".

Below is your User Name and Password (PIN) to log on using either your computer or smartphone.

Log In to the website (www.gateaccess.net) or App

Our Community Code is "HLSC"

Your User Name:

Your Password:

Once logged on, please review and verify all your contact information. If any information needs to be updated, please update it promptly within the Contact Info tab. Your guest list, emergency contact and pet information can be updated at your leisure.

With this new system, you can opt in to receive notifications of "guest arrivals." To update these settings, visit the Contact Information tab if using your computer, or select Notification Settings if using your smartphone. Notifications can be received via text message and/or email.

On January 8th, our gatehouse team will begin using this system to verify and log guests. Every guest is verified on your list for each entry. Guest passes are created and stored under the Guest List tab. Passes can be created for a maximum of 30 days. The activation of this system will initiate the planned operational hours at the Hampton Lake Drive Gate.

Beginning January 11th, the member-only arm at the Flat Creek Drive Gate will be RFID activated and the Hampton Lake Drive Gate will be manned from 7am to 7pm, Monday through Saturday; all other times will be RFID member only access.

When you create a pass, the system will automatically transmit the information to the gatehouse. Once you save your guest pass, you will be prompted to send a "FastAccess Pass" to your guest. The FastAccess Pass generates a unique QR Code for your guest. Upon your guests' arrival to the gate, they simply need to show the QR Code to the guard to scan and retrieve their pass. If they do not have the QR Code, they may provide their name to the guard to locate the pass.

For step-by-step instructions for generating a guest pass, please see below.

Members who are unable to use the system can call or email our gatehouse team at (843) 836-7490 to authorize a guest or contractor.

We hope you find these benefits useful and convenient. We look forward to the efficiencies and added layer of entry control the system will provide owners and staff.

If you have any questions concerning the new Gate Access System, please do not hesitate to contact Rachael Malo at (843) 836-7457 or rmalo@hamptonlakeclub.com

Sincerely,

Bryan Rhame
General Manager

How To Create a Pass on the Website:

Step 1: Visit www.gateaccess.net and use your Login credentials provided to you. Community Code: HLSC



GATEACCESS.NET

A3Di

Login to GateAccess.net

Community Code:
HLSC ☒ Remember

Username:
 ☐ Remember

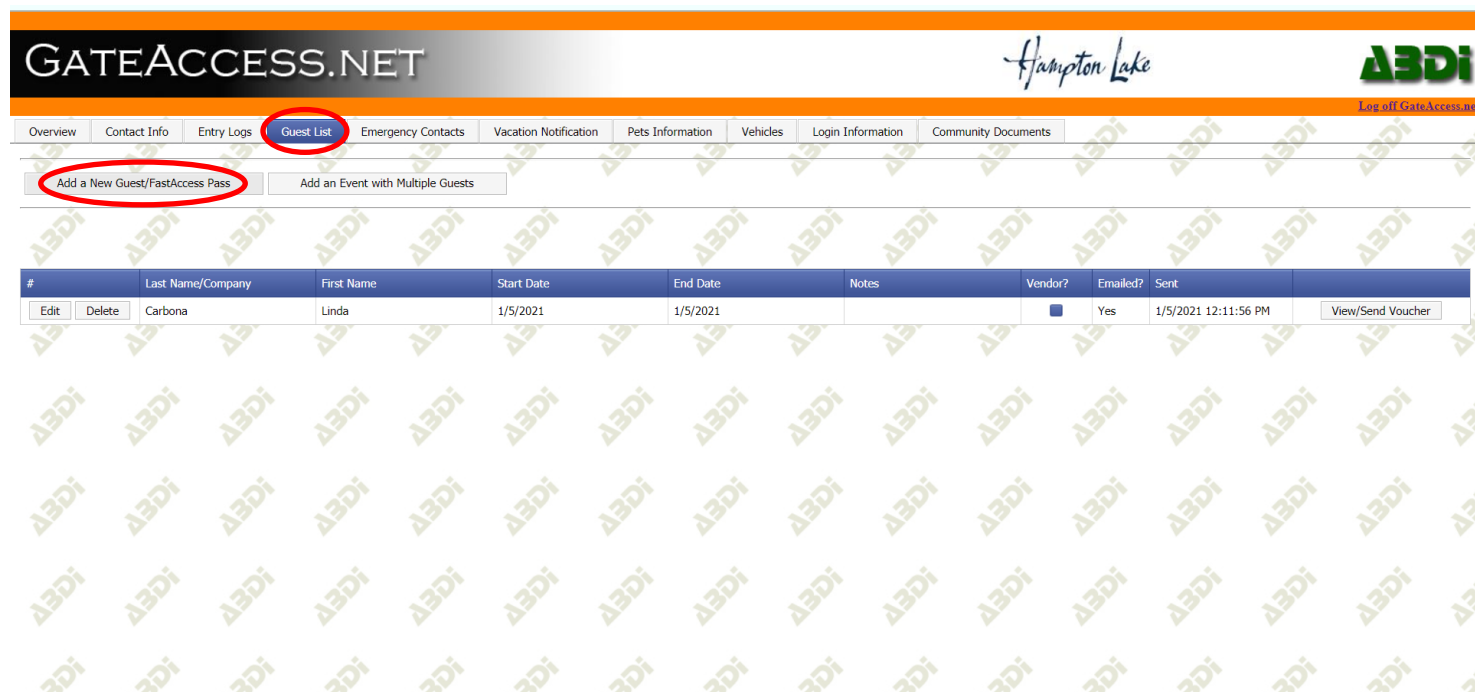
Password:

Login

help

A3Di GateAccess

Step 2: Click on the Guest List Tab, then Add a New Guest/FastAccess Pass.



GATEACCESS.NET

Hampton Lake

A3Di

Log off GateAccess.net

Overview Contact Info Entry Logs **Guest List** Emergency Contacts Vacation Notification Pets Information Vehicles Login Information Community Documents

Add a New Guest/FastAccess Pass Add an Event with Multiple Guests

#	Last Name/Company	First Name	Start Date	End Date	Notes	Vendor?	Emailed?	Sent		
<input type="button" value="Edit"/>	<input type="button" value="Delete"/>	Carbona	Linda	1/5/2021	1/5/2021		<input checked="" type="checkbox"/>	Yes	1/5/2021 12:11:56 PM	<input type="button" value="View/Send Voucher"/>

Step 3: Fill out the fields and click update.

GATEACCESS.NET

Hampton Lake

A3Di

Log off GateAccess.net

Overview

Contact Info

Entry Logs

Guest List

Emergency Contacts

Vacation Notification

Pets Information

Vehicles

Login Information

Community Documents

Add a New Guest/FastAccess Pass

Add an Event with Multiple Guests

#	Last Name/Company	First Name	Start Date	End Date	Notes	Vendor?	Emailed?	Sent	
<div><div>Last Name/Company: <input type="text" value="Test"/></div><div>First Name: <input type="text" value="Test"/></div><div>Start Date: <input type="text" value="1/5/2021"/></div><div>End Date: <input type="text" value="1/8/2021"/></div><div>Notes: <input type="text"/></div><div>Vendor?: <input type="checkbox"/></div><div><div>Update</div><div>Cancel</div></div></div>									
<div>Edit</div> <div>Delete</div>	Carbona	Linda	1/5/2021	1/5/2021		<input checked="" type="checkbox"/>	Yes	1/5/2021 12:11:56 PM	<div>View/Send Voucher</div>

Step 4: Send FastAccess Pass Via Email by clicking “View/Send Voucher”.

GATEACCESS.NET

Hampton Lake

A3Di

Log off GateAccess.net

Overview

Contact Info

Entry Logs

Guest List

Emergency Contacts

Vacation Notification

Pets Information

Vehicles

Login Information

Community Documents

Add a New Guest/FastAccess Pass

Add an Event with Multiple Guests

#	Last Name/Company	First Name	Start Date	End Date	Notes	Vendor?	Emailed?	Sent	
<div>Edit</div> <div>Delete</div>	Carbona	Linda	1/5/2021	1/5/2021		<input checked="" type="checkbox"/>	Yes	1/5/2021 12:11:56 PM	<div>View/Send Voucher</div>
<div>Edit</div> <div>Delete</div>	Test	Test	1/5/2021	1/8/2021		<input checked="" type="checkbox"/>	No		<div>View/Send Voucher</div>

Step 5: Enter Email address and click “Send Now”.

GATEACCESS

Overview Contact Info Entry Logs **Guest List**

Add a New Guest/FastAccess Pass


#	Last Name/Company
Edit Delete	Carbona
Edit Delete	Test

ABDi FastAccess Pass

E-mail Address to Send to:

Hampton Lake

Guest Name:	Test Test
Valid From:	1/5/2021 to 1/8/2021



Step 6: Once complete, you will be able to view created passes on the Guest List screen.

GATEACCESS.NET *Hampton Lake* **ABDi** Log off GateAccess.net

Overview Contact Info Entry Logs **Guest List** Emergency Contacts Vacation Notification Pets Information Vehicles Login Information Community Documents

Add a New Guest/FastAccess Pass Add an Event with Multiple Guests

#	Last Name/Company	First Name	Start Date	End Date	Notes	Vendor?	Emailed?	Sent	
Edit Delete	Carbona	Linda	1/5/2021	1/5/2021		<input checked="" type="checkbox"/>	Yes	1/5/2021 12:11:56 PM	<input type="button" value="View/Send Voucher"/>
Edit Delete	Test	Test	1/5/2021	1/8/2021		<input checked="" type="checkbox"/>	No		<input type="button" value="View/Send Voucher"/>

How To Create a Pass on the App:

Step 1: Visit the ABDi GateAccess App and use your Login credentials provided to you.
Community Code: HLSC

ABDi GateAccess.NET

Community Code

Select an item

Username

Enter Username

Password

Enter Password

☐ Remember Me

Login

Help Guide

Version 3.2.1
[more info...](#)

Step 2: Click on the Guest List Tab, then Add Guest.

Hampton Lake



Guest List

Update and modify your guest list



Add Event Guests

Add Multiple People for a one-day event



Recent Visitors

View recent visitors to this property.



Notification Settings

Change your notification settings



Contact Info

Update and modify your contact information



Manage your pets

Update and modify your Household pets



Registered Vehicles

View your registered vehicles



Update Travel Information

Update your travel information for security



Emergency Contacts

Update and modify your Emergency contacts.



Community Info and News



Community Documents



Log out

Step 3: Fill out the fields and click Save.

5:01

< Guest List

Add/Edit Guest List

Save

Guest Name

Test

Test

Notes for security

Temporary

Clearance Duration

Today

Tomorrow

Jan 05 2021 / Jan 08 2021

S M T W T F S

January 2021

1

2

3

4

5

6

7

8

9

10

11

12

13

14

15

16

17

18

19

20

21

22

23

24

25

26

27

28

29

30

31

February 2021

1

2

3

4

5

6

7

8

9

10

11

12

13

14

15

16

17

18

19

20

21

22

23

24

25

26

27

28

29

30

31

Step 4: Send FastAccess pass by clicking Yes.

4:58

< Guest List

Add/Edit Guest List

Save

Guest Name

Test

Test

Notes for security

Temporary

Clearance Duration

Today

Tomorrow

Jan 05 2021 / Jan 08 2021

S M T W T F S

January 2021

1

2

3

4

5

6

7

8

9

10

11

12

13

14

15

16

17

18

19

20

21

22

23

24

25

26

27

28

29

30

31

February 2021

1

2

3

4

5

6

7

8

9

10

11

12

13

14

15

16

17

18

19

20

21

22

23

24

25

26

27

28

29

30

31

Send FastAccess Pass

Would you like to send this FastAccess Pass?

No

Yes

Step 5: Click Send and Select your Preferred Sending method, either email or Text message

4:58

Preview

Hampton Lake

A3Di

FASTACCESS PASS

HAMPTON LAKE

GUEST NAME

TEST TEST

SPEED LIMIT

20

VALID FROM

1/5/2021

EXPIRES

1/8/2021

A3Di

Send

Step 6: Once complete, all passes created will be located under the Guest List Tab.

5:08

Back

Guest List

Add Guest

Search...

Show Expired Guests

Linda Carbona

1/5/21 - 1/5/21

Test Test

1/5/21 - 1/8/21

Swipe to delete



Registering Your Watercraft and Golf Cart

All watercraft and golf carts must meet Hampton Lake Club requirements and should be registered with the Club. There is an annual registration fee of \$25 for golf carts and \$10-\$40 for watercraft. Please contact Boathouse Coordinator, J.P. Sheffield at jsheffield@hamptonlakeclub.com for registration forms. Proof of insurance is required. A decal will be provided to the Owner once the registration form is completed and approved.



Reminder ~ Trash Removal Guidelines

We as a community pride ourselves on our clean landscaping, beautifully appointed homes, and pristine lake. In an effort to keep Hampton Lake beautiful, here are a few important things to remember regarding your trash:

1. Regular trash pick-up day is every Tuesday. Recyclable trash pick-up day is every other Tuesday. The recycling trash schedule may be found at the following website link: <https://www.townofbluffton.sc.gov/DocumentCenter/View/377/Trash-and-Recycling-Schedule-PDF>
2. Your trash may be placed at your curb no earlier than Monday evening and should be removed no later than Tuesday evening. *Do not place the trash cans on the street side of the curb, rather they must be placed on the grass side and off the street completely.
3. It is important to remember that all trash must be secure so it is not affected by any outside elements. *There are occurrences with trash being blown out of the cans and recycle bins which causes litter within the Community and in the Lake.*
4. Be sure not to overload your trash can. The lid should be able to close so that unwelcomed birds and animals may not get to the trash and spread it onto the road. If you need an additional trash can or recycle bin, please call Waste Management, at 888.964.9730.
5. All trash cans and recycle bins must be stored so they are not visible from the street.
6. Waste Management observes the following holidays listed below. When your collection falls on or after one of these holidays, your service will be delayed one day during that week only. Friday services will be performed on Saturday.

New Year's Day
Thanksgiving

Memorial Day
Christmas

Independence Day Labor Day

Schedule changes are posted on the following website link:
<https://www.townofbluffton.sc.gov/faq.aspx?qid=64>



Dear Member,

We hope you have had the chance to experience Hampton Lake, its crystal water and the award-winning Lakeside Amenity Village. Now is an ideal time to take advantage of all of the wonderful amenities and programs that are available to you.

At the time you close on your property or activate your membership prior to closing by signing an Annual Amenity Access License Agreement, you are issued a "Member" account. This account is for your convenience when making purchases or paying for services at the Hampton Lake Lakeside Amenity Village.

Charges made to your account for goods and services are billed on a monthly basis. Your dues are also billed on this statement according to the billing option that you have chosen. These options are monthly, bi-monthly, quarterly, semi-annually and annually. All payments are due by the end of the month that you receive your statement (statement dated 2/28/XX is due by 3/31/XX).

In an effort to keep Hampton Lake Community in a healthy financial situation, we have established guidelines to encourage our Members to keep their accounts current. We will review extenuating circumstances on a case by case basis. The collection procedures are as follows:

30 days past due	Reminder message printed on the statement
60 days past due	Message printed on the statement Letter mailed stating implications of further delay in payment 1.5% charged on past due balance
90 days past due	Message printed on the statement Letter mailed stating implications, Certified/Return Receipt Privileges suspended 1.5% charged on past due balance
120 days past due	Message printed on the statement 1.5% charged on past due balance Attorney contacted to begin property lien process (at the Member's expense)

If you have questions regarding your account, the accounting office is open Monday through Friday from 10:00am to 5:00pm. Please stop by The Fitness Center at Lakeside Village, give Nicole a call at (843) 836.7496 or e-mail her at nevans@hamptonlakeclub.com.

Best Regards,

Brenda Matthews
Club Controller
Hampton Lake Community Association

Post Office

USPS, (800) 275-8777

Trash/Recycle

This service is included in your town taxes. The Town of Bluffton Contracts Waste Management for this service.

Waste Management, (888) 964-9730, email southatlantic-cs@wm.com

Website: www.wm.com

Town of Bluffton (843) 706-4500 <https://www.townofblufftonsc.gov>

Satellite television

- **DIRECTV** (888) 418-1965, www.directv.com
- **DISH TV** (888) 434-0112, www.dish.com

Water

Beaufort/Jasper Water & Sewer Authority, (843) 987-9200

Boat Registration

SC Department of Natural Resources, (803)734-3857

To download an application from the web, visit www.dnr.sc.gov

Fire Department

Bluffton Fire District, (843) 757-2800

Hospitals:

- Beaufort Memorial Hospital, (843) 522-5200
- Candler Hospital Savannah, (912) 692-6000
- Coastal Carolina Hospital, (843) 784-8000
- Hilton Head Medical Center & Clinics, (843) 681-6122
- St. Joseph's Hospital Savannah, (912) 925-4100
- St. Joseph's Candler Immediate Care (non-emergency) (843) 815-9119

Law Enforcement

Town of Bluffton, (843) 706-4550

Library

- Bluffton Branch, (843) 757-1519
- Hilton Head Branch, (843) 342-9200

Hargray Community Pricing

Your Community Pricing is here! Please call our Special Projects team at **843-815-2226** to take advantage of this program. When you talk to a representative - ask them to give you the Community Pricing for Hampton Lake. If the representative is unsure - ask to be transferred to Special Projects.

Over the last year we have been in discussions with your Board of Directors and Property Manager on ways to improve your experience as a Hargray customer. Research on internet speed subscriptions in Hampton Lake have shown us that we have an opportunity to allow customers to leverage our networks capabilities, while improving our pricing structure. As a result, we are very excited to announce new higher speed profiles at substantially discounted rates that were developed specifically for Hampton Lake.

Exclusive offer for your community:

200mbps for \$50.00 monthly

300mbps for \$60.00 monthly

500mpbs for \$70.00 monthly

We have a dedicated team of product specialists available to help you take advantage of the new pricing and assist in finding the right subscription level for you. You may contact this team directly at: **843-815-2226** to schedule an appointment (some upgrades may be able to be handled over the phone). Please note this is a community specific price for Hampton Lake residents only. If you were to call into our regular customer service line, or visit our Belfair office, those representatives may not be able to access your community's special pricing. You should call our Special Projects team at **843-815-2226** to take advantage of the Hampton Lake Community offer. Additionally, when we have you on the phone, we will be able to assess the current equipment that you have in your home. If new equipment is needed, our techs will upgrade your equipment at the time of the visit.

For customers who subscribe to our video services, we have additional upgrades available that provide a variety of enhancements designed to improve the customer experience including, a new user interface, a new guide, additional channels in HD, and an available feature rich DVR with 6 tuners and whole home DVR capabilities.

On behalf of Hargray and your Board of Directors, we are excited to present this new program to you. If you have any questions, please feel free to email us at yourcommunity@htc.hargray.com

Thank you again from your neighborhood communications provider,

The Community Relations Team at Hargray


Grace Kurtz

Manager, Community & Developer Relations

HARGRAY

5 Buck Island Road

Bluffton, South Carolina 29910



HAMPTON HALL CLUB

INVITATION FOR GOLF MEMBERSHIP



Hampton Hall is a private club featuring a Pete Dye signature course and engaging golf, social and dining events for members and their guests.

Contact Kristy Stewart for membership information and schedule your Discovery Visit.

843-815-9343

<https://www.hamptonhallclubsc.com/club-life/golf>

"Living in Hampton Lake and joining Hampton Hall Club was the perfect choice. We can hop in our golf cart, take the back gate, and be on the driving range in about seven minutes. The Pete Dye course at Hampton Hall is well maintained, very playable tee to green, and we always play in less than 4 hours and 15 minutes. On top of that, the members at Hampton Hall Club are welcoming and we have developed many great friendships both on and off the course through the variety of men's, women's and mixed groups, tournaments and social events.

If you enjoy quality golf at a tremendous value and a great pace, we recommend you consider golf membership at Hampton Hall Club."

Deb & Steve Kermisch
Hampton Hall Club Members

